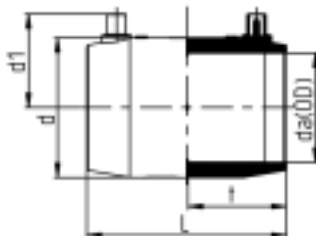


Coupling: Injection Moulded for Electrofusion

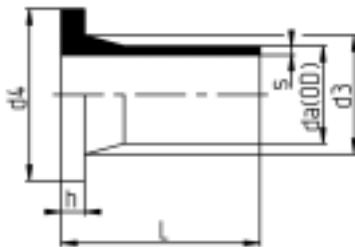


da OD (mm)	t (mm)	L (mm)	d (mm)	d1 (mm)
20	37.0	75	30	34
25	40.0	81	35	37
32	44.0	89	42	40
40	49.0	99	53	44
50	55.0	111	67	49
63	63.0	127	83	56
75	70.0	142	97	63
90	70.0	142	115	74
110	74.5	152	140	83
125	84.5	171	161	91
140	89.5	181	180	99
160	89.5	182	200	108
180	99.0	201	221	119
200	107.0	217	245	129
225	114.0	231	275	145
250	125.0	254	310	155
280	112.0	225	365	183
315	112.0	225	405	203

MOP water 16 / bar / gas 10 bar

Larger sizes available on request.

Stub Flanges: Extended for Electrofusion

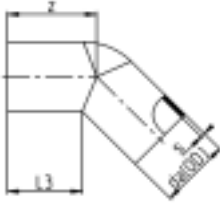


daOD (mm)	L (mm)	d3 (mm)	d4 (mm)	h (mm)
20	88	27	45	7
25	88	33	58	9
32	89	40	68	10
40	98	50	78	11
50	101	61	88	12
63	124	75	102	14
75	126	89	122	16
90	143	105	138	17
110	162	125	158	18
125	170	132	158	25
140	188	155	188	25
160	181.5	175	212	25
180	213	183	212	30
200	181.5	232	268	32
225	215	235	268	32
250	275	285	320	35
280	377	291	320	35
315	382	335	370	35

Larger sizes available on request.

Elbows: Injection moulded, extended for Electrofusion

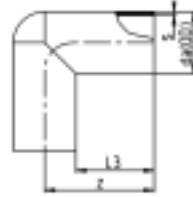
45°



Elbow 45°

da(O.D.) mm	z mm	L3 mm
20	44	39
25	48	42
32	57	49
40	63	53
50	70	57
63	80	64
75	90	70
90	104	82
110	108	82
125	132.5	99.5
140	135	100
160	156.5	116.5
180	176.5	131.5
200	172	122
225	182.5	125.5
250	217	158
280	238	173
315	251	177

90°

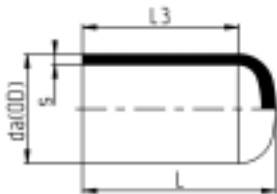


Elbow 90°

da(O.D.) mm	z mm	L3 mm
20	68	55
25	80	63
32	71	54
40	83	60
50	91	65
63	111	77
75	128	87
90	130	84
110	149	91
125	165.5	100
140	183	105
160	191	107.5
180	225.5	120
200	219.5	117.5
225	238	121
250	304	175
280	340	197
315	370	210

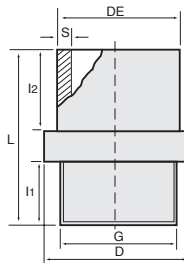
Larger sizes available on request

Caps: Injection moulded, extended for Electrofusion



da(O.D.) mm	L mm	L3 mm
20	45	40
25	48	40
32	54	45
40	61	50
50	71	57
63	84	68
75	91	75
90	107	84
110	133	105
125	132	100
140	144	106
160	167.5	123.5
180	191.5	141.5
200	181.5	127
225	211.5	141.5
250	230	152
280	257	162
315	262	167

Adaptors: with male B.S.P thread extended for Electrofusion



Male Adaptors

DE	G	L	I1	I2
20	1/2 "	55	15	30
25	3/4 "	55	18	30
25	1 "	58	22	30
32	1 "	58	22	30
40	1 1/4 "	63	25	30
50	1 1/2 "	65	25	32
63	2 "	60	21	29

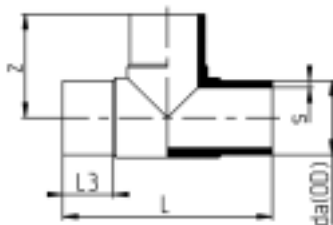
Larger sizes available on request

Female Adaptors

DE	G	L	I1	I2
20	1/2 "	55	15	30
25	3/4 "	55	18	30
25	1 "	58	22	30
32	1 "	58	22	30
40	1 1/4 "	63	25	30
50	1 1/2 "	65	25	32
63	2 "	60	21	29

Larger sizes available on request

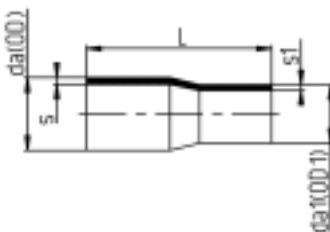
Tees: Injection moulded, extended for Electrofusion



da(O.D.) mm	z mm	L mm	L3 mm
20	54.5	107	37
25	59	117	40
32	71	144	45
40	84	168	51
50	95	189	57
63	112	224	63
75	128	260	71
90	143	286	82
110	158	317	86
125	172	346	92.5
140	190	380	98
160	202.5	408	100
180	260	521	138
200	275	550	135
225	271	548	146
250	310	622	148
280	347	694	160
315	375	752	170

Specify required PN/SDR

Reducers: Concentric, extended for Electrofusion



da(OD)	da1	L
25	20	2.3
32	20	3
32	25	3
40	20	3.7
40	25	3.7
40	32	3.7
50	25	4.6
50	32	4.6
50	40	4.6
63	32	5.8
63	40	5.8
63	50	5.8
75	50	6.8
75	63	6.8
90	63	8.2
90	75	8.2
110	63	10
110	90	10
125	63	11.4
125	90	11.4
125	110	11.4
140	125	12.7
160	90	14.6
160	110	14.6
160	125	14.6
160	140	14.6
180	125	16.4
180	160	16.4
200	160	18.2
225	160	20.5
250	160	22.7
250	200	22.7
250	225	22.7
280	250	25.4
315	200	28.6
315	225	28.6
315	250	28.6